



# SERIES 2420 - IP 65 / 67 PROTECTED FOOT SWITCH

TO 16 (4) A 250 V AC 25E3



## PRODUCT FEATURES

- Protected against dust and water (IP 65 / IP 67)
- Snap-action switching system proved millions of times
- Compact design with clearly discernable tactile feedback, robust and anti-slip, screw holes for fixing to the floor (optional)
- Versions for low DC signal currents, up to ratings of 16 A 250 V AC
- Wide range of switching functions, with and without cables
- Modern switch design, rocker available in different colors, can be printed to customer specifications
- Cable assembly on customer side

## ON REQUEST



























- Special switching functions
- Other colors
- Customer logo
- Customized cable assembly

<b>Mechanical life endurance</b>	2E6
<b>Proof tracking</b>	250 PTI
<b>Protection type</b>	IP 65 and IP 67
<b>Ambient temperature</b>	terminal side -20 °C ... +85 °C actuating side -20 °C ... +85 °C
<b>Material</b>	actuator housing terminals
	PA glass fiber-reinforced PA glass fiber-reinforced nickel-plated
<b>Approval marks</b>	
<b>Suitable for appliances of protection class II</b>	



# SERIES 2420 - IP 65 / 67 PROTECTED FOOT SWITCH

TO 16 (4) A 250 V AC 25E3

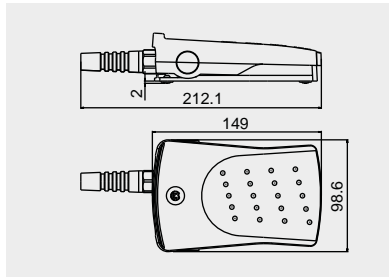
 single-pole	Actuator color / printing	Housing color	Terminal type	Terminal description	Contact distance (mm)	Contact material	Operating force (N)	Miscellaneous	Stock version
		14 (4) A 250 V AC 5E4							
ON / OFF switch (SPST)									
2420.0301				M3	< 3	Ag	35 ±10	with strain relief	
Normally open contact (SPNO)									
2420.0101				M3	< 3	Ag	35 ±10	with strain relief	
2420.0102				M3	< 3	Ag	35 ±10	with strain relief	
2420.4101				assembled with wire end ferrule	< 3	Ag	35 ±10	with strain relief two-wire connecting cable	
 double-pole	Actuator color / printing	Housing color	Terminal type	Terminal description	Contact distance (mm)	Contact material	Operating force (N)	Miscellaneous	Stock version
		14 (4) A 250 V AC 5E4							
Normally open contact (DPNO)									
2420.5201				assembled with wire end ferrule	< 3	Ag	35 ±10	1 x PE connector (3 000 mm) / 1 x PE coupling (250 mm) with strain relief	
 Combination	Actuator color / printing	Housing color	Terminal type	Terminal description	Contact distance (mm)	Contact material	Operating force (N)	Miscellaneous	Stock version
		14 (4) A 250 V AC 5E4							
Normally open contact (SPNO)									
2420.0501				M3	< 3	Ag	step 1: 29 ± 10N / step 2: 51 ± 35N	with strain relief	

ROCKERSWITCHES  
 PUSHBUTTON SWITCHES  
 TOGGLE SWITCHES  
 SLIDE SWITCHES  
 ROTARY SWITCHES  
 FOOT SWITCHES  
 TACT AND KEY SWITCHES  
 SMP-ACTION SWITCHES  
 MICRO-SIGNAL SWITCHES  
 SENSORS  
 ECO  
 PUSH IN DRIVE

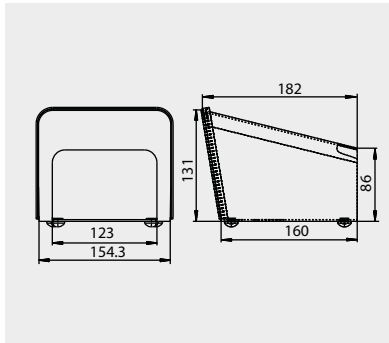


# SERIES 2420 - IP 65 / 67 PROTECTED FOOT SWITCH

TO 16 (4) A 250 V AC 25E3



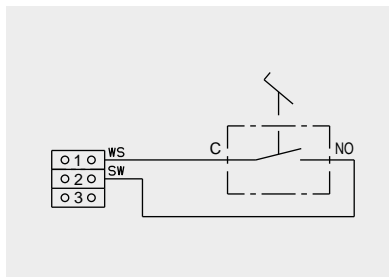
Socket terminal M3



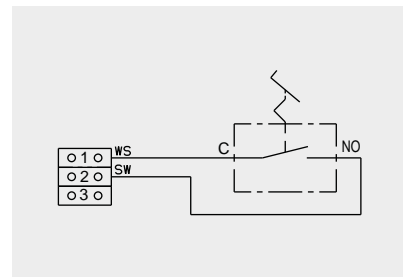
Steel plate protection hood in orange color similar to RAL 2004 with edge guard and rubber feet as well as fixation for foot switch of the basic type 2420

Protection hood  
248.011.013

Circuit diagram

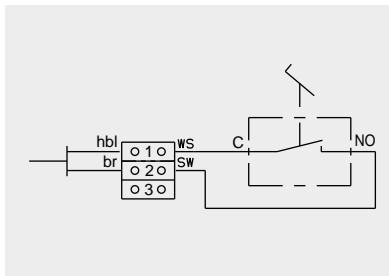


2420.0101

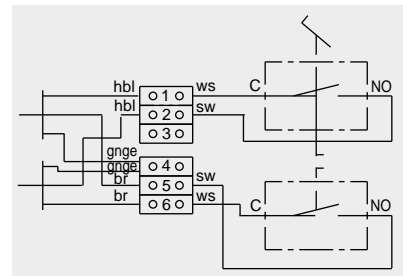


2420.0301

br - brown  
hbl - bright blue  
ws - white  
sw - black  
gnge - green/yellow



2420.4101



2420.5201

ROCKER SWITCHES

PUSHBUTTON SWITCHES

TOGGLE SWITCHES

SLIDE SWITCHES

ROTARY SWITCHES

FOOT SWITCHES

TACT AND KEY SWITCHES

SWAP-ACTION SWITCHES

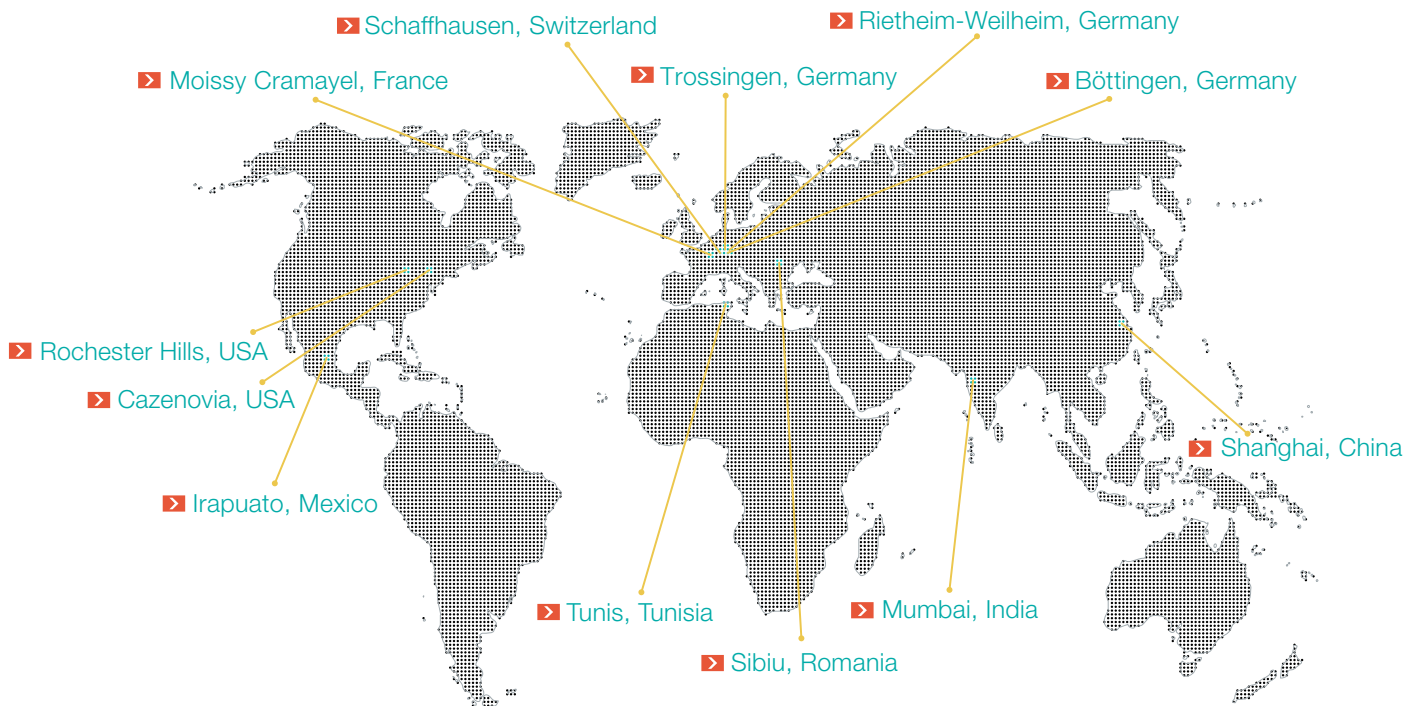
MICRO-SIGNAL SWITCHES

SENSORS

ECO

PUSH'DRIVE

# MARQUARDT INTERNATIONAL.



## HEADQUARTERS

### Marquardt Mechatronik GmbH

Schloss-Straße 16  
78604 Rietheim-Weilheim / GERMANY  
Tel. +49 (0)74 24/99-0  
Fax +31 (0)74 24/99-2399  
marquardt@marquardt.com  
[www.marquardt.com](http://www.marquardt.com)

## Geuken



## DISTRIBUTOR

### GEUKEN B.V.

Wattstraat 25a  
2723 RA Zoetermeer / NETHERLANDS  
Tel. +31 (0)79 361 60 70  
Fax +31 (0)79 361 40 90  
info@geuken.nl  
[www.geuken.nl](http://www.geuken.nl)