



SERIES 1055 - SUBMINIATURE SNAP-ACTION SWITCHES IP 67

TO 4 A 12 V OR 2 A 24 V DC



PRODUCT FEATURES

- Compact design with dust and water protected switching system acc. to IP 67 (basic types 1055 / 1058)
- Large overtravel of ≥ 1.2 mm for small size
- The specially designed pushbutton guide enables a start-up angle of 40°
- The modular principle offers a wide selection of terminals, auxiliary actuators and fastening types

ON REQUEST

- Rating 0.5 (0.5) A 250 V AC 25E3 and ENEC approval mark
- For higher ambient temperatures
- Customized cable assembly
- Basic type 1058 as double switch or with cable outlet in other directions

Mechanical life endurance	5E5
Contact resistance (new condition)	< 50 mOhm (1 A 12 V DC)
Insulation resistance (new condition)	> 100 MOhm (500 V DC)
Protection type	IP 00 terminal side basic types 1055 and 1056 IP 40 actuator side basic type 1056 IP 67 actuator side basic type 1055, terminal and actuator side basic type 1058
Ambient temperature	-40 °C ... +85 °C
Flammability	UL 94 HB
Material	actuator: POM / LCP / silicone rubber additional actuator: stainless steel spring steel housing: PBTP terminals: tinned basic type 1058: wires FLRY 0.5 mm ² , tinned wire ends
Contact material	Ag gold plated
Approval marks	☞ on request
Shock resistance	50 g
Miscellaneous	terminal side sealed electrical life endurance at 24 V DC 2 A (ohmic load): 100E3, at 24 V DC 10 mA: 500E3

ROCKER SWITCHES

PUSHBUTTON SWITCHES

TOGGLE SWITCHES

SLIDE SWITCHES

ROTARY SWITCHES

FOOT SWITCHES

TACT AND KEY SWITCHES

SNAP-ACTION SWITCHES

MICRO-SIGNAL SWITCHES

SENSORS

ECO

PUSH/DRIVE



SERIES 1055 - SUBSUBMINIATURE SNAP-ACTION SWITCHES IP 67

TO 4 A 12 V OR 2 A 24 V DC

	Terminal type			Terminal description	Operating force (N)	Operating position (OP) (mm)	Difference travel max. (mm)	Free position (FP) max. (mm)	Permissible total travel position (TP) (mm)	Actuator description	Lever drawing	Miscellaneous	Stock version
	4 A 12 V DC (ohmic load)	2 A 24 V DC (ohmic load)	0.5 (0.5) A 250 V AC 25E3										
Normally closed contact (SPNC)													
1058.0395	○	○		400 long crimped	≤ 1.8	9.4 ± 0.3	0.4	10.4	7.9			pin right 1.5 long	
Normally open contact (SPNO)													
1058.0373	○	○		150 long	≤ 1.8	9.4 ± 0.3	0.4	10.4	7.9			pin right 1.5 long	
1058.0593	○	○		300 long	≤ 1.8	9.4 ± 0.3	0.4	10.4	7.9			pin both sides 5 long	
Changeover switch (SPDT momentary)													
1055.0351	○	○		cranked	≤ 1.8	9.4 ± 0.3	0.4	10.4	7.9			pin right 1.5 long	○
1055.0552	○	○		cranked	≤ 1.8	9.4 ± 0.3	0.4	10.4	7.9			pin left 5 long	
1055.2061	○	○		cranked	≤ 1.8	13.75 ± 0.3	0.4	14.75	12.25			without pin	
1055.2351	○	○		cranked	≤ 1.8	9.4 ± 0.3	0.4	10.4	7.9			pin right 1.5 long	
1055.3653	○	○		cranked	≤ 1.8	9.4 ± 0.3	0.4	10.4	7.9			pin right 2.5 long	
1055.3654	○	○		cranked	≤ 1.8	9.4 ± 0.3	0.4	10.4	7.9			pin left 2.5 long	
1055.5155	○	○		cranked	≤ 2.6	12.4 ± 0.65	0.8	14.7	10.3		L21	pin both sides 2.5 long	
1055.5350	○	○		cranked	≤ 4.2	14.05 ± 0.45	0.5	15.85	12.65		L02	without pin	
1055.8155	○	○		cranked	≤ 2.6	12.4 ± 0.65	0.8	14.7	10.3		L21	pin right 2.5 long	
1056.0351	○	○		cranked	≤ 1.3	6.15 ± 0.3	0.4	7.15	4.65			pin right 1.5 long	
1056.2351	○	○		cranked	≤ 1.3	6.15 ± 0.3	0.4	7.15	4.65			pin right 1.5 long	
1056.3060	○	○		cranked	≤ 1.3	10.5 ± 0.3	0.4	11.5	9			without pin	
1056.3065	○	○	○	cranked	≤ 1.3	10.5 ± 0.3	0.4	11.5	9			without pin	
1056.3351	○	○		cranked	≤ 1.3	6.15 ± 0.3	0.4	7.15	4.65			pin right 1.5 long	
1056.3352	○	○		cranked	≤ 1.3	6.15 ± 0.3	0.4	7.15	4.65			pin left 1.5 long	
1058.0351	○	○		cranked	≤ 1.8	9.4 ± 0.3	0.4	10.4	7.9			pin right 1.5 long	○
1058.0553	○	○		cranked	≤ 1.8	9.4 ± 0.3	0.4	10.4	7.9			pin both sides 5 long	
1058.0653	○	○		cranked	≤ 1.8	9.4 ± 0.3	0.4	10.4	7.9			pin both sides 2.5 long	○
1058.5253	○	○		cranked	≤ 4.2	9.7 ± 0.45	0.5	11.6	8.25		L31	pin both sides 2.5 long	

ROCKERS SWITCHES
 PUSHBUTTON SWITCHES
 TOGGLE SWITCHES
 SLIDE SWITCHES
 ROTARY SWITCHES
 FOOT SWITCHES
 TACT AND KEY SWITCHES
 SNAP-ACTION SWITCHES
 MICRO-SIGNAL SWITCHES
 SENSORS
 ECO
 PUSH IN DRIVE

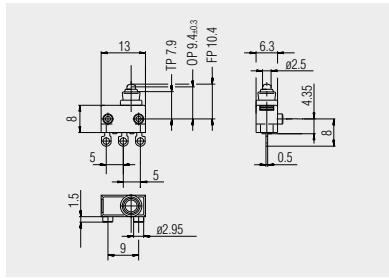


SERIES 1055 - SUBMINIATURE SNAP-ACTION SWITCHES IP 67

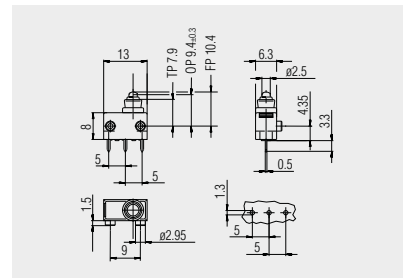
TO 4 A 12 V OR 2 A 24 V DC



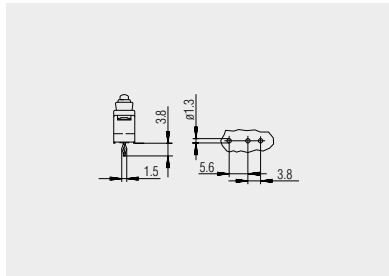
Basic type 1055



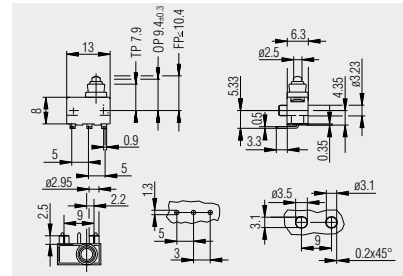
Solder terminal



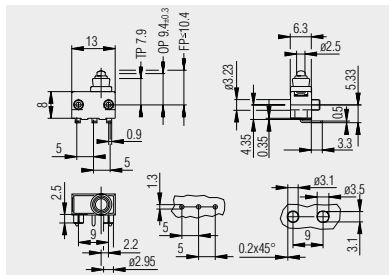
PCB terminal



PCB terminal coded cranked



PCB terminal left angled



PCB terminal right angled

ROCKER SWITCHES

PUSHBUTTON SWITCHES

TOGGLE SWITCHES

SLIDE SWITCHES

ROTARY SWITCHES

FOOT SWITCHES

TACT AND KEY SWITCHES

SNAP-ACTION SWITCHES

MICRO-SIGNAL SWITCHES

SENSORS

ECO

PUSH/DRIVE

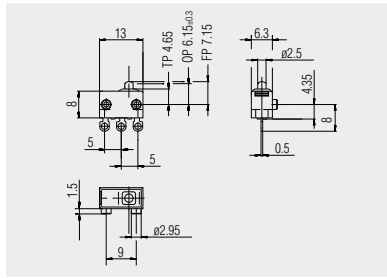


SERIES 1055 - SUBMINIATURE SNAP-ACTION SWITCHES IP 67

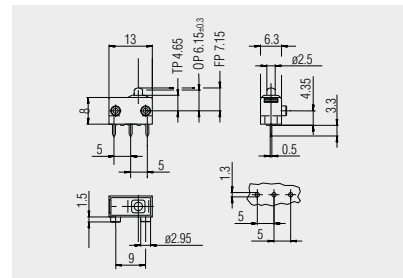
TO 4 A 12 V OR 2 A 24 V DC



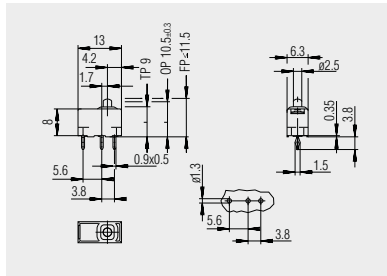
Basic type 1056



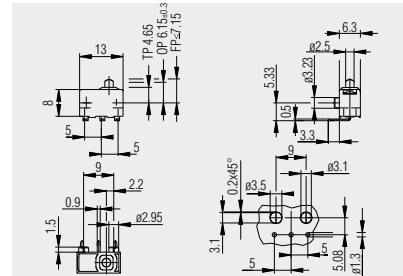
Solder terminal



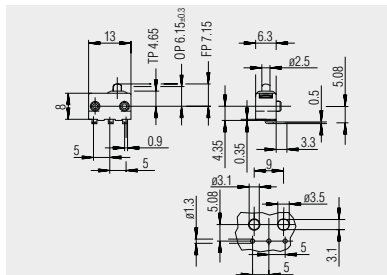
PCB terminal



PCB terminal coded cranked



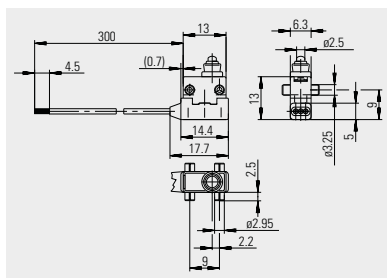
PCB terminal left angled



PCB terminal right angled



Basic type 1058



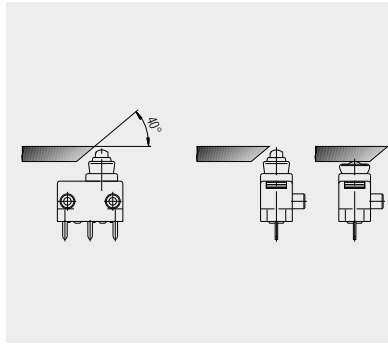
Cable 300 long

ROCKER SWITCHES
PUSHBUTTON SWITCHES
TOGGLE SWITCHES
SLIDE SWITCHES
ROTARY SWITCHES
FOOT SWITCHES
TACT AND KEY SWITCHES
SNAP-ACTION SWITCHES
MICRO-SIGNAL SWITCHES
SENSORS
ECO
PUSH-IN DRIVE



SERIES 1055 - SUBMINIATURE SNAP-ACTION SWITCHES IP 67

TO 4 A 12 V OR 2 A 24 V DC



Approach angle up to 40°

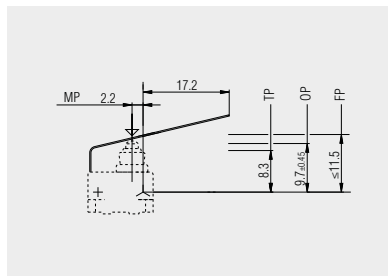
The robust pushbutton guide allows actuations by slides or camshafts with an approach angle of < 40° (depending on the friction partner).

The mechanical life endurance depends on the material and surface properties of the slide and the installation situation in the appliance. Under optimum conditions and longitudinal actuation, 200E3 cycles can be achieved.

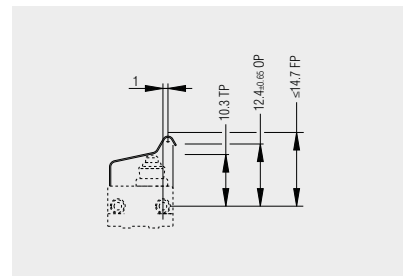
The above sketch can be transposed to the basic types 1056 and 1058.



Auxiliary actuators

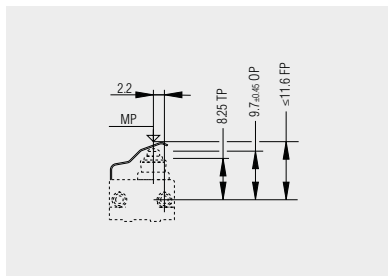


L02: straight lever
191.081.041

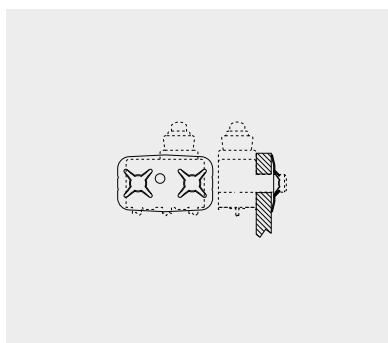


L21: simulated roller
191.081.031

The auxiliary actuators are available as additional parts for the basic types 1055 and 1058 for retrofitting or are already pre-assembled depending on the product. When assembling yourself, make sure that the lever is pushed into the housing slot right up to the stop.



L31: differential lever
191.081.011



140.092.021
fastening disc for the basic types 1055, 1056 und 1058

The fastening disc offers a quick, reliable fastening possibility in combination with switches with 5 mm long pins to plates or plastic parts with a wall thickness up to 2.5 mm.

Fastening disc

ROCKER SWITCHES

PUSHBUTTON SWITCHES

TOGGLE SWITCHES

SLIDE SWITCHES

ROTARY SWITCHES

FOOT SWITCHES

TACT AND KEY SWITCHES

SNAP-ACTION SWITCHES

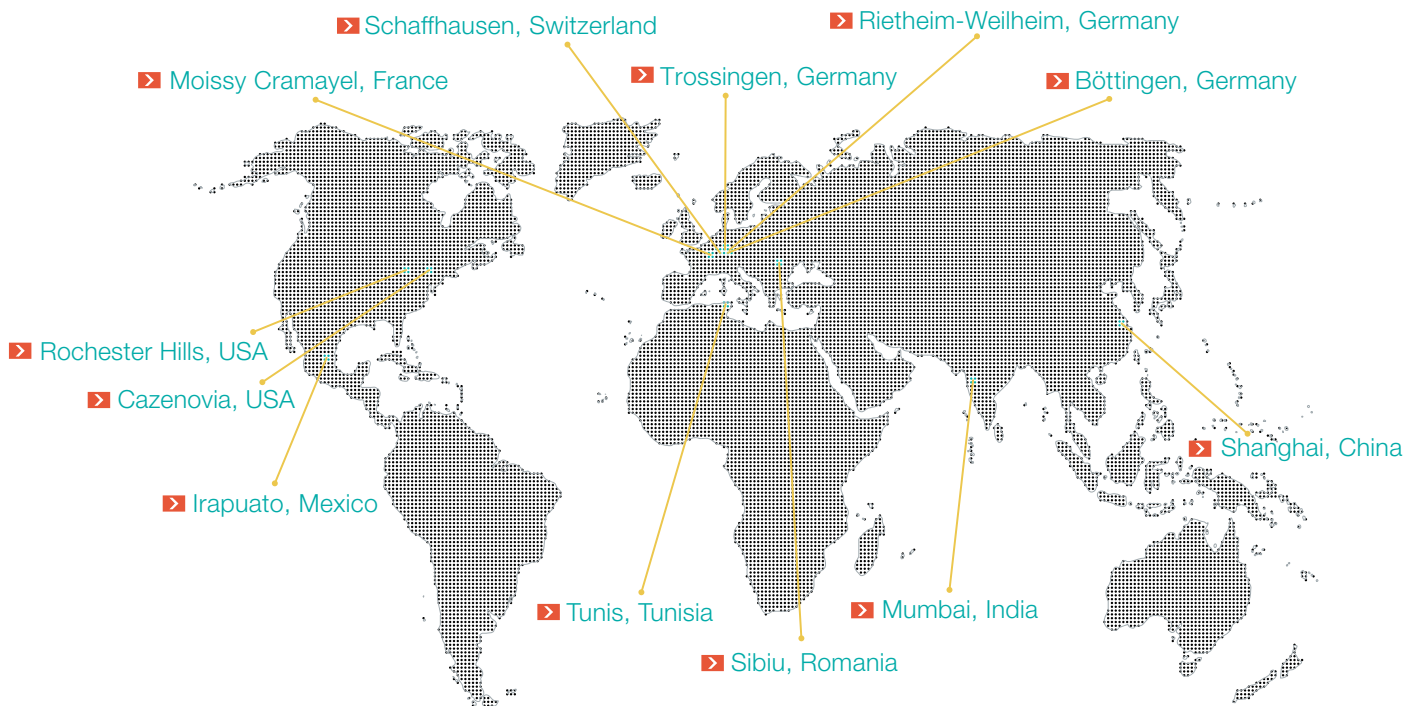
MICRO-SIGNAL SWITCHES

SENSORS

ECO

PUSH/DRIVE

MARQUARDT INTERNATIONAL.



HEADQUARTERS

Marquardt Mechatronik GmbH

Schloss-Straße 16
78604 Rietheim-Weilheim / GERMANY
Tel. +49 (0)74 24/99-0
Fax +31 (0)74 24/99-2399
marquardt@marquardt.com
www.marquardt.com

Geuken



DISTRIBUTOR

GEUKEN B.V.

Wattstraat 25a
2723 RA Zoetermeer / NETHERLANDS
Tel. +31 (0)79 361 60 70
Fax +31 (0)79 361 40 90
info@geuken.nl
www.geuken.nl