

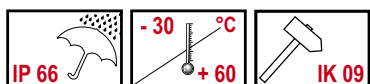
	Size 1	Size 2	Size 3	Size 4
LED Steady/ Flashing Beacons				
	QDS 	QDM 	QDL 	QDX
Xenon Strobe Beacons				
	QFS 	QFM 		
LED Multi Strobe Beacons				
			QBL 	QBX

Features

- Comprehensive range of cubic design beacons in LED and xenon technique
- In modern LED strobe technique**
long lifetime, low current consumption, vibration proof
 - LED steady/flashing beacons in size 1-4
 - LED multi strobe beacons in size 3-4
 most modern LED technique with high signalling effect
3 strobe patterns (double/6 times/multi strobe)
externally switchable
- In conventional xenon strobe technique**
classic signalling with good signalling effect
 - Xenon strobe beacons in size 1-2
- For applications in the industry, process control, fire/gas alarm, marine, etc.
- By combining e.g. LED steady beacons (up to 4 sizes) traffic control signals (e.g. red-amber-green) but also individual colour combinations for industrial or general applications can be realized
- Unique beacon/lens design
- Versatile installation and mounting options
- Fit for plc applications (leakage, inrush current)





















Accessories / Installation Options:

- Lateral cable entry on both sides with cable gland** (accessory type AKV)
- Grommet from back side** (included as standard)
- Metal bracket kit** for mounting of alarm sounders or beacons in specific direction, on mounting platforms, devices, etc. (accessory type AB1-AB4)
- Electrical connection via cage clamp**
- Flat gasket** for correct IP66 installation on smooth surfaces of the housing (accessory type AG1-AG4)
- Mounting kit AMK** for mounting/combination of 2 or more same size sounders or beacons




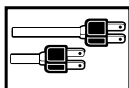
Overview Multi Tone Alarm Sounders „A“ / Beacons „Q“



Size	Multi Tone Alarm Sounders „A“	Multi Tone Alarm Sounders „A“ - Beacon „Q“	Multi Tone Alarm Sounder „A“ with Light Indicator	Beacons „Q“ with Buzzer Indicator	Beacons „Q“
1	ASS-P max. 103 dB 	ASS-P + QDS LED Steady/Flashing ASS-P + QFS ~5 J Xenon Strobe 	ADS-P LED Steady/Flashing 	QSS LED Steady/Flashing 	QDS LED Steady/Flashing 
	ASS-T max. 108 dB	ASS-T + QDS LED Steady/Flashing ASS-T + QFS ~5 J Xenon Strobe	ADS-T LED Steady/Flashing	QTS ~5 J Xenon Strobe	QFS ~5 J Xenon Strobe
2	ASM max. 113 dB 	ASM + QDM LED Steady/Flashing 	ADM LED Steady/Flashing 	QSM LED Steady/Flashing 	QDM LED Steady/Flashing 
		ASM + QFM ~10 J Xenon Strobe	ACM LED Strobe	QTM ~10 J Xenon Strobe	QFM ~10 J Xenon Strobe
3	ASL max. 120 dB 	ASL + QDL LED Steady/Flashing 	ADL LED Steady/Flashing 	QSL LED Steady/Flashing 	QDL LED Steady/Flashing 
		ASL + QBL LED Multi Strobe	ACL LED Strobe	QCL LED Multi Strobe	QBL LED Multi Strobe
4	ASX max. 127 dB 	ASX + QDX LED Steady/Flashing 	ADX LED Steady/Flashing 	QSX LED Steady/Flashing 	QDX LED Steady/Flashing 
		ASX + QBX LED Multi Strobe	ACX LED Strobe	QCX LED Multi Strobe	QBX LED Multi Strobe

Size Comparison





Technical data

Type	QDS Size 1	QDM Size 2	QDL Size 3	QDX Size 4	QFS Size 1	QFM Size 2	QBL Size 3	QBX Size 4
Housing	polycarbonate							
Housing colour	red RAL 3000							
Lens colour	amber, red, clear, blue, green, yellow							
Cable entry	grommet from back, 5-10 mm cable gland M20x1,5 from side, 7-14 mm (accessory)							
Mounting	arbitrary							
Duty cycle factor	100%							
Terminals	up to 2,5 mm ²							
Temperature range	-30 °C to +60 °C							
Light source	LED				xenon strobe		LED	
Life time (light source)	~ 50.000 h				~ 5 mio flashes	~ 15 mio flashes	~ 50.000 h	
Flashing/strobe frequency	~ 1 Hz				~ 1 Hz		double strobe 1,4 Hz / 6 times strobe 1,0 Hz / multi strobe	
Light intensity*	10 Cd	120 Cd	170 Cd	300 Cd			250 Cd	400 Cd
Strobe energy	---				~ 5 J	~ 10 J	---	
Weight	0,2 kg	0,5 kg	1,7 kg	2,7 kg	0,3 kg	0,55 kg	1,7 kg	2,7 kg

* valid for clear lenses

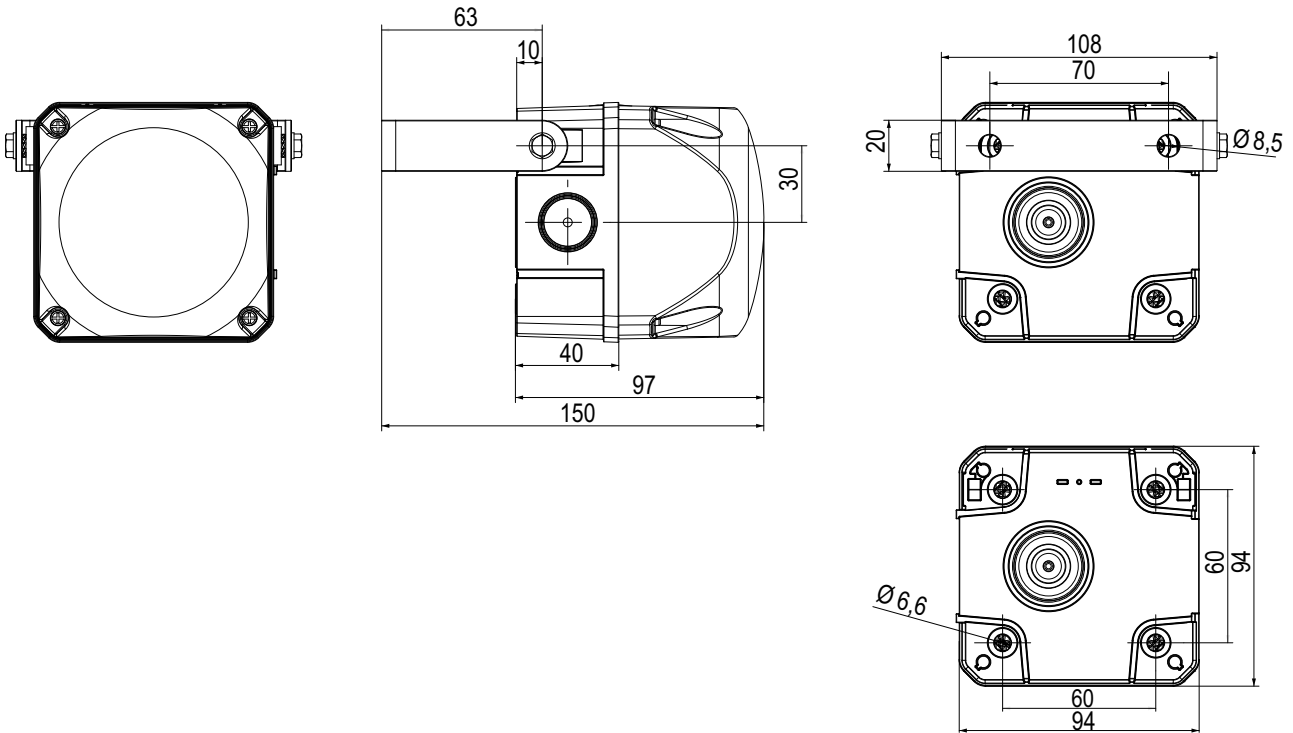
QDM



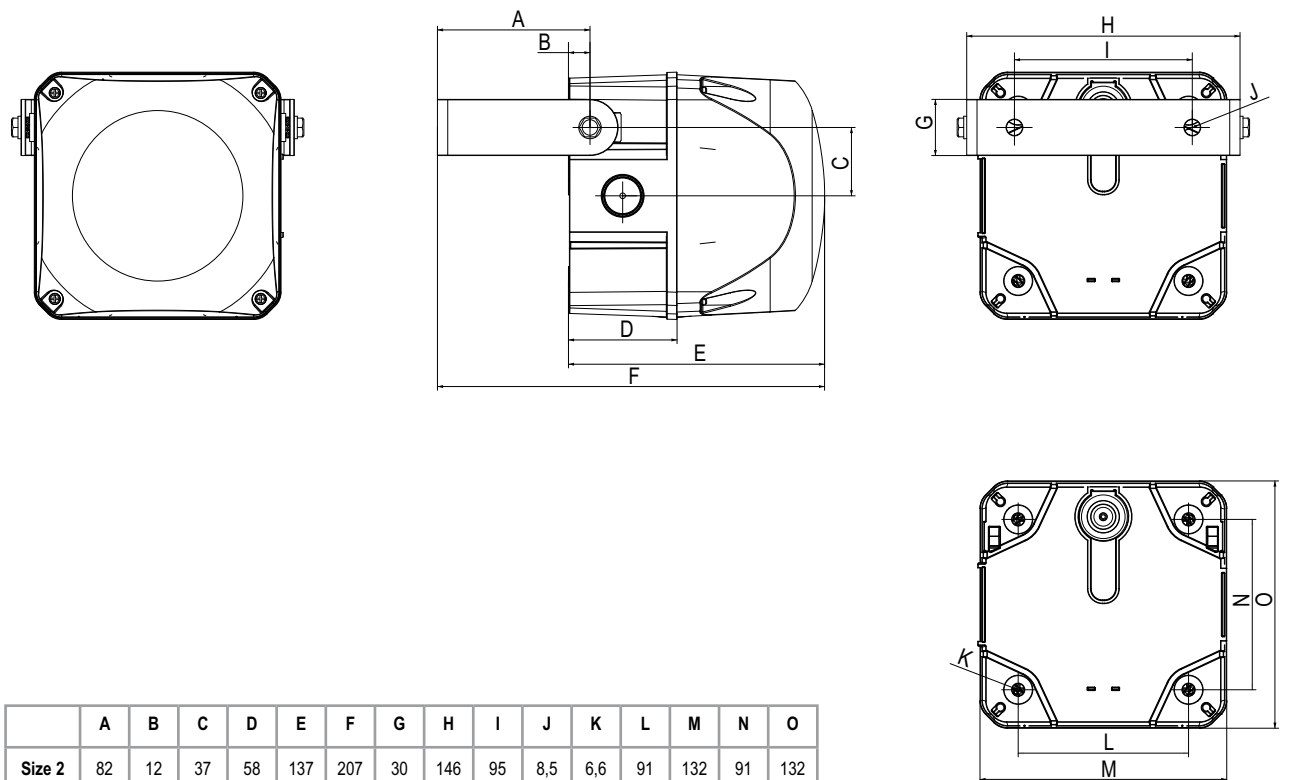
QDX



QDS/QFS (Size 1)



QDM/QFM (Size 2), QDL/QBL (Size 3), QDX/QBX (Size 4)



	A	B	C	D	E	F	G	H	I	J	K	L	M	N	O
Size 2	82	12	37	58	137	207	30	146	95	8,5	6,6	91	132	91	132
Size 3	106	19	55	73	176	263	40	206	112	8,5	6,6	124	184	124	184
Size 4	138	17	63	91	223	345	50	248	140	8,5	6,6	167	228	167	228

Measuring unit mm



Order data

Type	Denomination	Light source	Nominal voltage (V)	Voltage range (V)	Nominal current (A)	Order No. Housing red
QDS	LED steady/flashing beacon size 1	LED 10 Cd	24 V AC/DC	+/- 10%	0,110	874 16C 405
			48 V AC/DC		0,065	874 16C 408
			110/120 V AC		0,060	874 16C 310
			230/240 V AC		0,060	874 16C 313
QDM	LED steady/flashing beacon size 2	LED 120 Cd	24-48 V AC/DC	16-60 V DC	max. 0,300	874 26C 408
			110-240V AC/DC	16-53 V AC		
QDL	LED steady/flashing beacon size 3	LED 170 Cd	24-48 V AC/DC	18-60 V DC	max. 0,780	874 36C 408
			110-240 V AC/DC	18-53 V AC		
QDX	LED steady/flashing beacon size 4	LED 300 Cd	24-48 V AC/DC	18-60 V DC	max. 1,800	874 46C 408
			110-240 V AC/DC	18-53 V AC		
QFS	Xenon strobe beacon size 1	xenon tube 5 J	24-48 V AC/DC	18-53 V AC/DC	0,450	874 56C 408
			110/120 V AC	+/- 10%	0,150	874 56C 310
			230/240 V AC		0,075	874 56C 313
QFM	Xenon strobe beacon size 2	xenon tube 10 J	24-48 V AC/DC	18-53 V AC/DC	0,900	874 66C 408
			110/120 V AC	+/- 10%	0,260	874 66C 310
			230/240 V AC		0,160	874 66C 313
QBL	LED multi strobe beacon size 3	LED 250 Cd	24-48 V AC/DC	18-60 V DC	max. 0,810	874 76C 408
			110-240 V AC/DC	18-53 V AC		
QBX	LED multi strobe beacon size 4	LED 400 Cd	24-48 V AC/DC	18-60 V DC	max. 1,700	874 86C 408
			110-240 V AC/DC	18-53 V AC		
						80-265 V AC/DC

QFS	Xenon strobe beacon size 1	xenon tube 5 J	24-48 V AC/DC	18-53 V AC/DC	0,450	874 56C 408
			110/120 V AC	+/- 10%	0,150	874 56C 310
			230/240 V AC		0,075	874 56C 313
QFM	Xenon strobe beacon size 2	xenon tube 10 J	24-48 V AC/DC	18-53 V AC/DC	0,900	874 66C 408
			110/120 V AC	+/- 10%	0,260	874 66C 310
			230/240 V AC		0,160	874 66C 313
QBL	LED multi strobe beacon size 3	LED 250 Cd	24-48 V AC/DC	18-60 V DC	max. 0,810	874 76C 408
			110-240 V AC/DC	18-53 V AC		
QBX	LED multi strobe beacon size 4	LED 400 Cd	24-48 V AC/DC	18-60 V DC	max. 1,700	874 86C 408
			110-240 V AC/DC	18-53 V AC		
						80-265 V AC/DC

Accessories

Type	Denomination	Order No.
AMK	Mounting kit for combinations of multi tone alarm sounders „A“ and/or beacons „Q“	874 010 900
AG1	Flat gasket for size 1 multi tone alarm sounders „A“ and/or beacons „Q“	874 021 900
AG2	Flat gasket for size 2 multi tone alarm sounders „A“ and/or beacons „Q“	874 022 900
AG3	Flat gasket for size 3 multi tone alarm sounders „A“ and/or beacons „Q“	874 023 900
AG4	Flat gasket for size 4 multi tone alarm sounders „A“ and/or beacons „Q“	874 024 900
AB1	Metal bracket kit for size 1 multi tone alarm sounders „A“ and/or beacons „Q“	874 031 900
AB2	Metal bracket kit for size 2 multi tone alarm sounders „A“ and/or beacons „Q“	874 032 900
AB3	Metal bracket kit for size 3 multi tone alarm sounders „A“ and/or beacons „Q“	874 033 900
AB4	Metal bracket kit for size 4 multi tone alarm sounders „A“ and/or beacons „Q“	874 034 900
AKV	Cable gland M20x1,5 for multi tone alarm sounders „A“ and/or beacons „Q“	698 800 026

Colour code for lens

1	amber	5	blue
2	red	6	green
4	clear	7	yellow

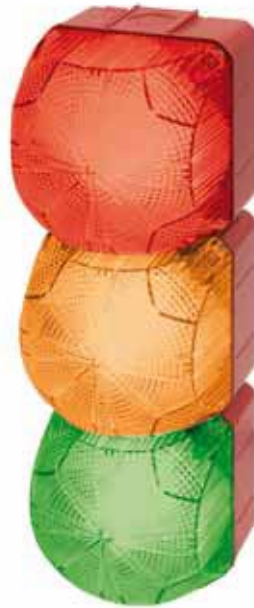
**How to order Beacons „Q“
as traffic control signalling solution**

Typical configuration:

QDM LED steady/flashing beacon

Size 2, 230/240 V AC as a traffic control signal red-amber-green:

Type	Order no.	Product
QDM	874 262 413	LED steady/flashing beacon - size 2, red
QDM	874 261 413	LED steady/flashing beacon - size 2, amber
QDM	874 266 413	LED steady/flashing beacon - size 2, green
AMK	874 010 900	2 pcs. mounting kit for combination of multi tone alarm sounders „A“ and/or beacons „Q“



DISTRIBUTOR

GEUKEN B.V.

Wattstraat 15a
2723 RA Zoetermeer / NETHERLANDS
Tel. +31 (0)79 361 60 70
Fax +31 (0)79 361 40 90
info@geuken.nl
www.geuken.nl

HEADQUARTERS

**J.AUER – FABRIK ELEKTRISCHER
MASCHINEN Ges.m.b.H.**

Perfektastraße 102
1230 Vienna / AUSTRIA
Tel. +43 (0)1 813 82 20
Fax +43 (0)1 815 99 51
office@auer-signal.com
www.auer-signal.com

SALES GERMANY

J.AUER – SIGNALGERÄTE GmbH

Sperberweg 11
41468 Neuss / GERMANY
Tel. +49 (0)2131 29 86 86-0
Fax +49 (0)2131 29 86 86-6
info@auer-signal.de
www.auer-signal.com